

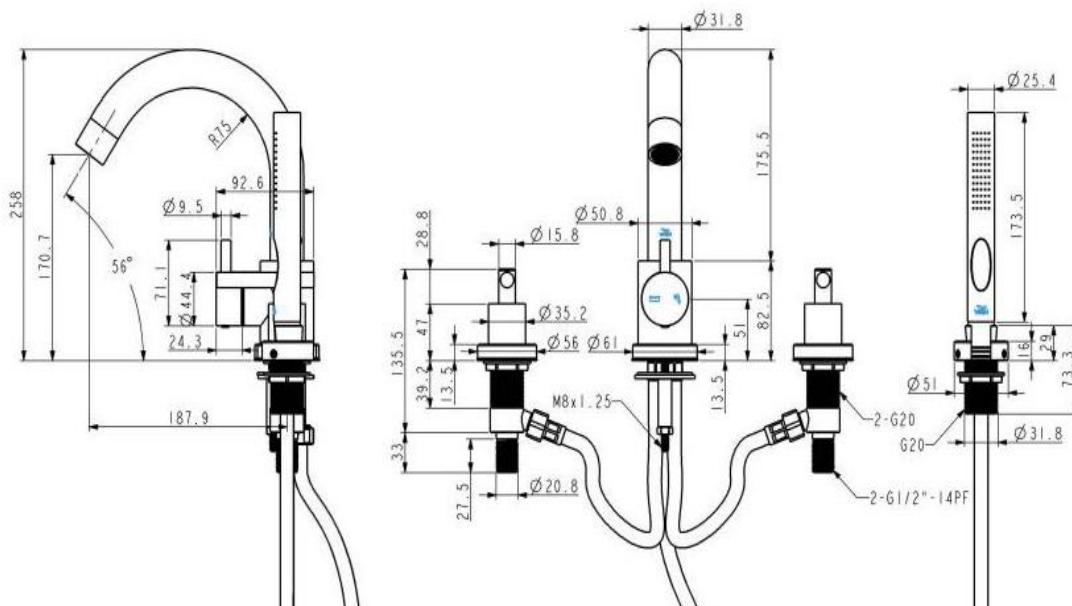


SPECIFICATION SHEET - fittings

BRAND:		Product Photo: 
ORIGIN:	Thailand	
SERIES:	MARATHON	
PRODUCT DESCRIPTION:	Rim mounted 2-handle bath shower mixer, with extraactable handshower set Flow pressure: 1~5 bar (15~70 psi)	
MODEL No.	B4002B1	
FINISH/COLOUR:	304 Stainless steel	
DIMENSIONS:	258mm height 187.9mm spout projection	
OPTIONAL MATCHING PARTS:		

Technical Informations:



REMINDER:	Pipe flushing must be done before faucets are installed. Failure to do so voids the warranty.
	Do not use cleaners containing abrasive cleansers, ammonia, bleach, acids, waxes, alcohol, solvents or other products not recommended for chrome.
	All information is for reference only, installation shall always be based on the actual product delivered.